

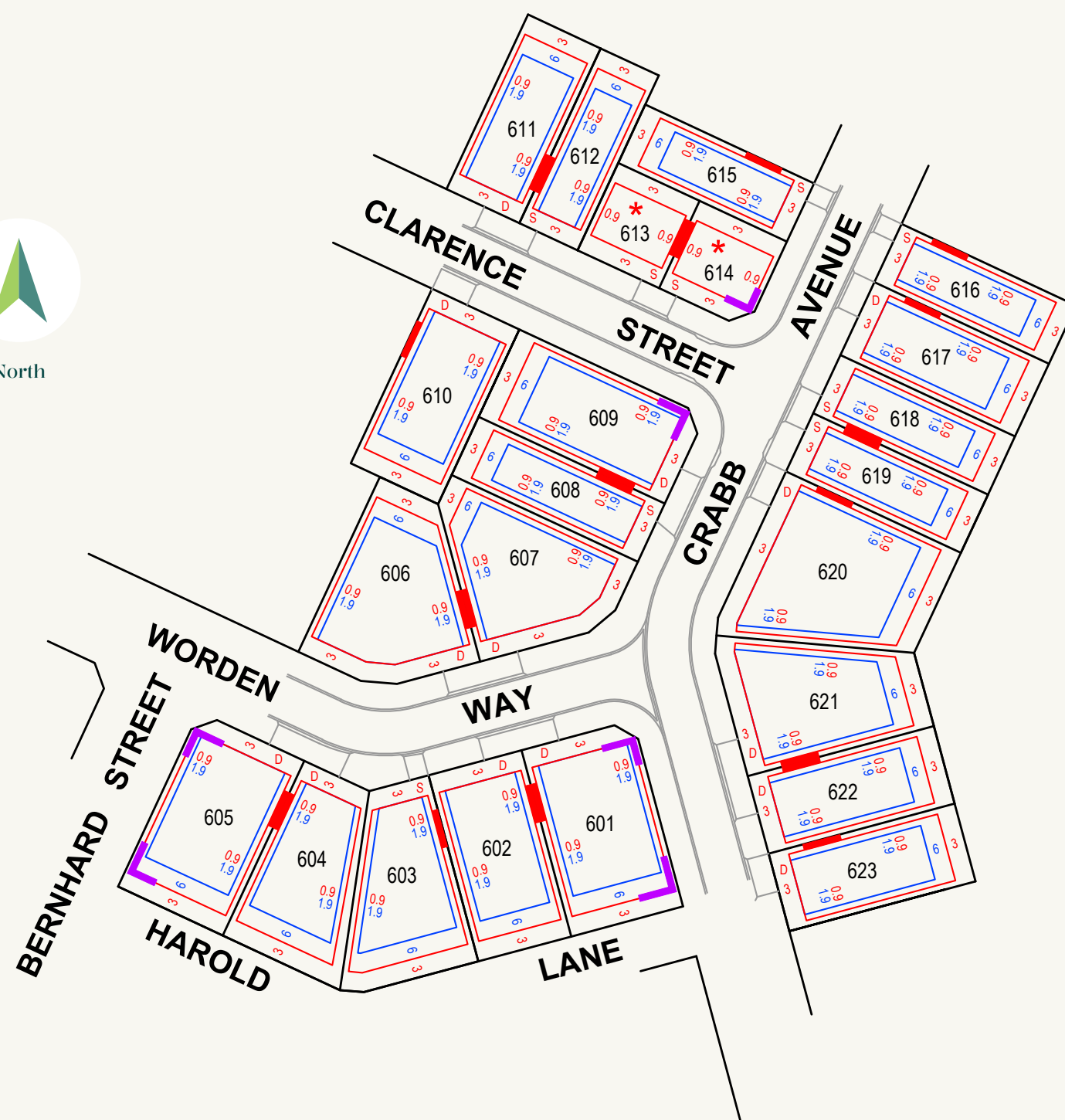










Tudor Vale

Building Envelope Plan Stage 6



North



-  Denotes garage can be built on boundary. If not on boundary 900mm minimum setback applies.
-  Denotes single storey setback to boundary. (Note: Front setback measured to front facade - excluding verandah or portico).
-  Denotes second storey setback to boundary (or if side wall greater than 3m high).
-  Single storey only
-  Denotes preferred double driveway location.
-  Denotes preferred single driveway location.
-  Denotes Corner allotments - facade of secondary corner to address side street.
-  No vehicle access

Minimum front setback to garage 5.5 metres.

Envelopes show the minimum setback requirements and driveway locations only. Council and Planning Code requirements must also be adhered to with respect to site coverage and private open space.